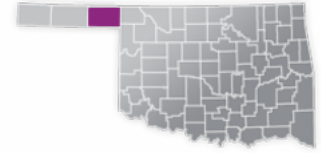




## BEAVER COUNTY

COUNTY SEAT: BEAVER

QUALITY RANK: 76



### NEED: CHILDREN NEEDING CARE WHILE PARENTS WORK

AGE	CHILD POPULATION	CHILDREN WITH WORKING PARENTS	
	NUMBER	NUMBER	PERCENT
0-5	365	210	57.5%
6-12	574	360	62.8%
0-12	939	570	60.7%

### AVAILABILITY: LICENSED CHILD CARE

	NUMBER OF FACILITIES	TOTAL CAPACITY	DHS SUBSIDY
COUNTY TOTAL	3	21	0%
CENTERS	0	0	0%
HOMES	3	21	0%

### AFFORDABILITY: CHILD CARE COST

CENTERS AVERAGE FULL-TIME WEEKLY		HOMES AVERAGE FULL-TIME WEEKLY	
UNDER 1	n/a	UNDER 1	\$108.33
1 YEAR	n/a	1 YEAR	\$106.25
2 YEARS	n/a	2 YEARS	\$106.25
3 YEARS	n/a	3 YEARS	\$100.00
4-5 YEARS	n/a	4-5 YEARS	\$100.00
KINDERGARTEN+	n/a	KINDERGARTEN+	\$62.50

0% of children whose parents work receive child care paid for by OKDHS subsidy.

n/a: no facilities operate in the county, - no data reported for county

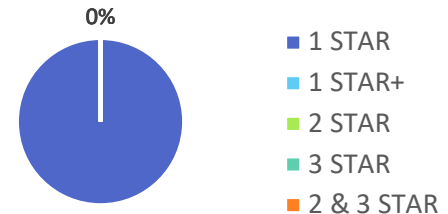
### EARLY EDUCATION

AGE	4 YEAR OLD PRE-KINDERGARTEN		KINDERGARTEN	
	½ DAY	FULL DAY	½ DAY	FULL DAY
# OF SITES	1	3	0	4
# ENROLLED	17	43	0	69

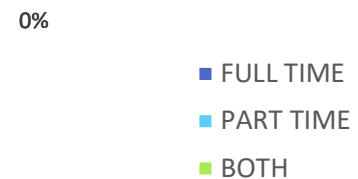
73.2% of 4 year olds are enrolled in a full or part day Pre-K program.

71.9% of 5 year olds are enrolled in a full or part day Kindergarten program.


### QUALITY: STAR RATINGS FOR CHILD CARE FACILITIES



### AMOUNT OF CARE SOUGHT



### AGES FOR WHOM CARE IS SOUGHT



### NON-TRADITIONAL SCHEDULES SOUGHT

